

George County School District (District 2000)

Barbara Massey, Superintendent
 masseyb@george.k12.ms.us
 5152 Main Street
 Lucedale, MS 39452



— DISTRICT PROFILE —

Section Source: MDE/SY 2007-2008

Student Data — Demographics

| | This District | Mississippi |
|--------------------------|---------------|-------------|
| Total Enrollment | 4,296 | 493,302 |
| Free and Reduced Lunch | 58.85% | 66.31% |
| Average Daily Attendance | 94.70% | 96.40% |

Student Data — Racial Makeup

| Race | This District | Mississippi |
|-----------------|---------------|-------------|
| Asian | 0.26% | 0.87% |
| Black | 10.47% | 50.61% |
| Hispanic | 1.23% | 1.92% |
| Native American | 0.14% | 0.20% |
| White | 87.90% | 46.40% |

Student Data — Special Education

| | |
|--|--------|
| IEP Students as a Percentage of All Students | 11.34% |
| Actual Number of IEP Students | 487 |

* IEP = Individualized Education Program

School District Staff

| | This District | Mississippi |
|---|---------------|-------------|
| Number of Employees (FTE) ^{1 2} | 601.98 | 70,600.12 |
| Number of Teachers (FTE) ^{1 2} | 271.09 | 33,972.78 |
| National Board Certified Teachers | 42 | 2,931 |
| Highly Qualified Teachers | 97.5% | 94.1% |
| Emergency/Provisional Teachers | 1.7% | 3.8% |
| Number of Special Education Teachers (FTE) ^{1 2} | Not Available | |
| Highly Qualified Special Education Teachers | 91.1% | 72.5% |
| Emergency Special Education Teachers | 0.0% | 10.1% |

¹FTE = Full Time Equivalent

²Data from SY 2008-2009

— ACADEMIC ACHIEVEMENT —

Section Source: MDE

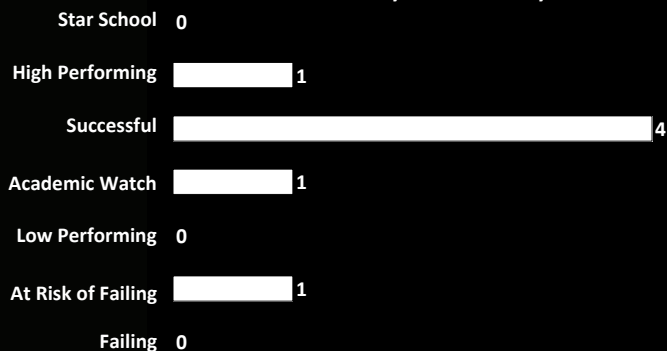
2009 State Accountability Label²

—Successful—

2009-2010 Accreditation Status²

—Accredited—

Number of Schools by Accountability Label



Graduation and Completion Data (First Time 9th Graders in 04-05)

| | All Students | IEP Students | Mississippi |
|--------------------------------|--------------|--------------|-------------|
| Graduation Rate | 52.6% | 10.2% | 72.0% |
| Completion Rate (w/ graduates) | 73.7% | 59.6% | 80.1% |
| Dropout Rate | 22.5% | 40.3% | 16.0% |
| Occupational Diplomas | 13.00 | 13.00 | 454 |
| Certificates of Attendance | 14.77 | 14.77 | 1,072 |

ACT Information (2007-2008)

| | This District | Mississippi |
|----------------------------------|---------------|-------------|
| Graduates Taking ACT (estimated) | 68.10% | 94.37% |
| Average ACT Score | 19.2 | 18.9 |

* ACT = American College Test

Expulsions & Out of School Suspensions > 10 Days (2007-2008)

| | This District | Mississippi |
|----------------------|---------------|-------------|
| IEP Students | 0.61% | 0.84% |
| All Non-IEP Students | 1.96% | 3.77% |

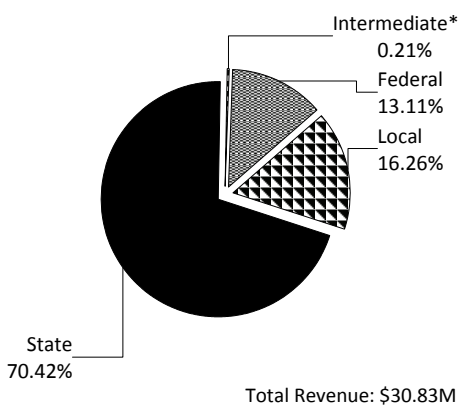
* NR = Less Than 10 Students or No Results Reported

² Data from SY 2008-2009

— FINANCIAL DATA —

Section Source: MDE/SY 2007-2008

Revenue Sources



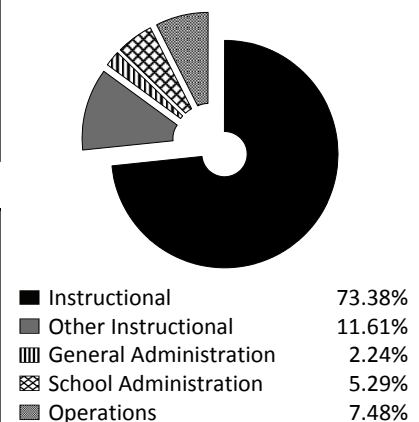
Millage and Assessed Valuation

| | This District | Mississippi |
|---------------------------|---------------|-------------|
| Operational Millage Rate | 34.57 | 42.73 |
| Debt Service Millage Rate | 6.31 | 4.09 |
| Net Ad Valorem Requested | \$3,084,077 | |
| Assessed Valuation | \$114,540,566 | |

Estimated Per Pupil Expenditures

| | This District | Mississippi |
|---------------------------|----------------|----------------|
| Local | \$1,186 | \$2,476 |
| State | \$5,136 | \$4,827 |
| Federal | \$956 | \$1,431 |
| Intermediate ³ | \$16 | \$3 |
| Total | \$7,294 | \$8,737 |

Actual Expenditures



For more information on how to get involved in the **George County School District**, or to obtain a free hard copy of this report, please call (601) 947-6993 or visit any George County School District School or District Office. To view this report online, or to find out more, visit www.msreportcard.com.

³Intermediate funds are grants from an intermediate source which can be used for any legal purpose desired by the LEA